



Bethesda/Chevy Chase

CAT Meeting #2
January 31, 2018



Welcome



Introductions



Action Items From Previous Meeting

- Provide Questions/Responses from Meeting #1
- Provide link and language encouraging sign-up for construction updates

Bethesda/Chevy Chase
Bethesda to Rock Creek

Jim Jewell
PLTC Area 1 Manager

WORK EXECUTED IN 2017: BETHESDA AREA

Bethesda

- Installation of erosion and sediment control
- Clearing and grubbing work began, and continues

Bethesda Station (Elm Street)

- Completed underground utility relocation
- Performed changes to traffic signal scheme on Wisconsin Avenue
- Set up perimeter fence and erosion and sediment control measures
- Erected water treatment plant

WORK EXPECTED JANUARY – JUNE 2018: BETHESDA AREA

Bethesda

- Tree clearing continues
- Utility relocation continues

Bethesda Station (Elm Street)

- Installation of tower crane foundation
- Clearing and grubbing, setting up of perimeter fence, and installation of erosion and sediment control measures at Woodmont Plaza
- Excavation of Bethesda Station South Entrance Shaft in soil and rock

CONSTRUCTION WORK HOURS

- **Day shift work hours are 7:00 AM – 5 PM Monday – Friday**
- **Night shift work hours are 8:00 PM – 4:30 AM Monday – Friday when required**
- **Lane closures will be 9:00 AM – 3:00 PM Monday—Friday or per specification requirements**
- **Weekend** work may occur as needed to support construction operations

*Bethesda Station operates on a different schedule that varies based on the excavation and tunneling operations, and the redevelopment of Apex building.

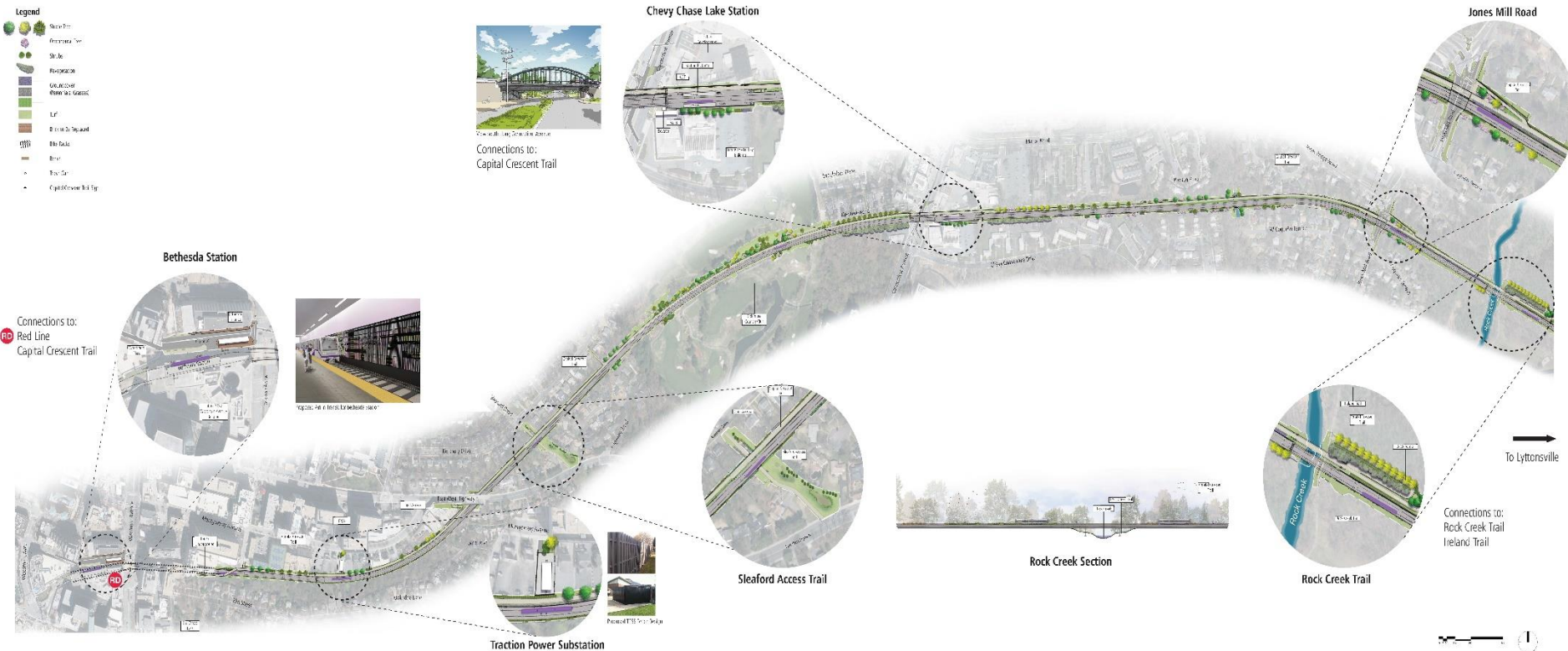
Landscaping

Andrea Lake

LANDSCAPING ASSUMPTIONS

- Environmentally sensitive and aesthetically pleasing
- Adhere to setbacks and restraints including LOD, utilities, swales, walls, sound barriers, SWM infrastructure and LRV dynamic envelope
- Use of large trees, small trees, evergreens, shrubs, herbaceous plantings, grasses, and vines where appropriate
- All landscaping native and low maintenance

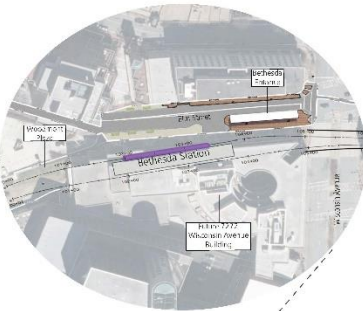
LANDSCAPING



LANDSCAPING

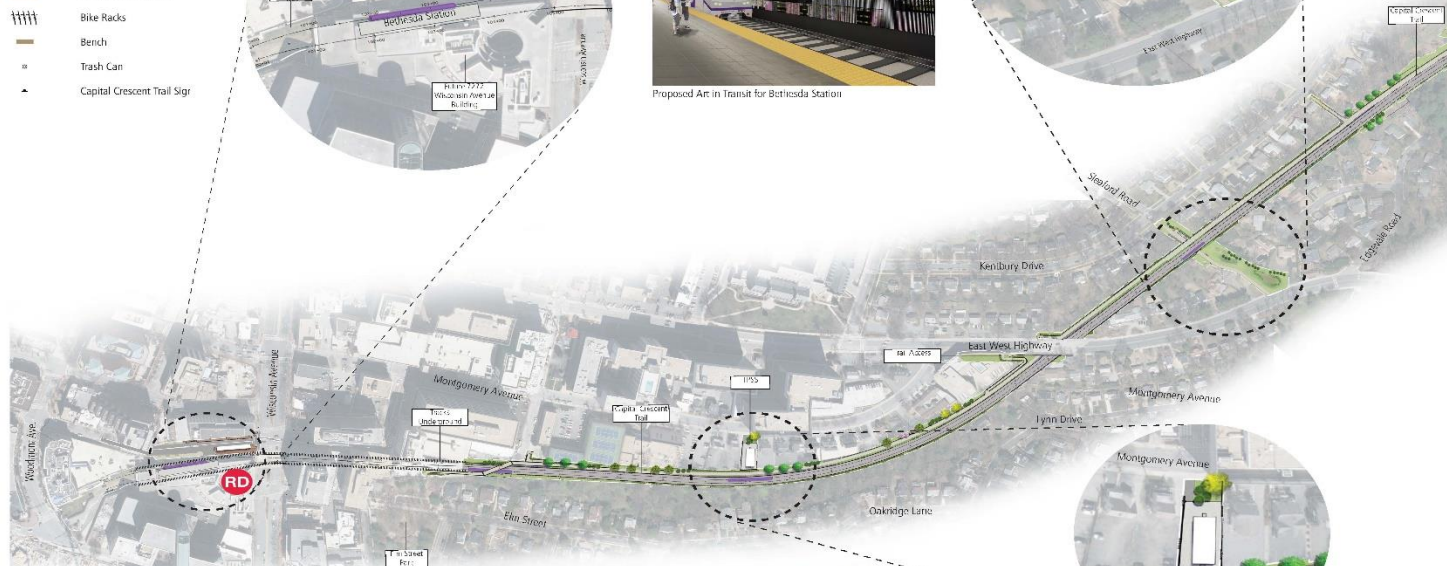


Bethesda Station



Proposed Art in Transit for Bethesda Station

Sleaford Access Trail



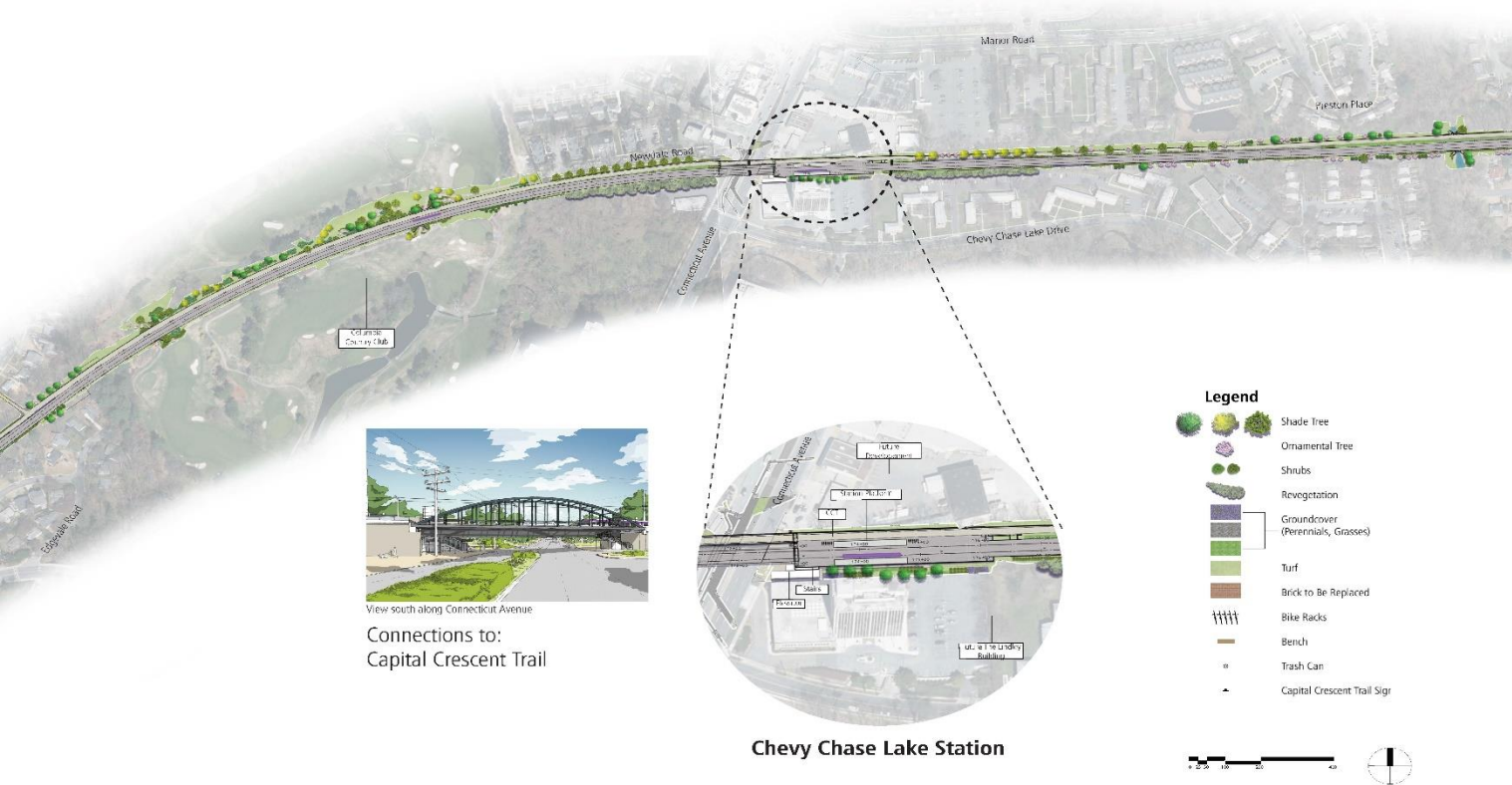
Traction Power Substation



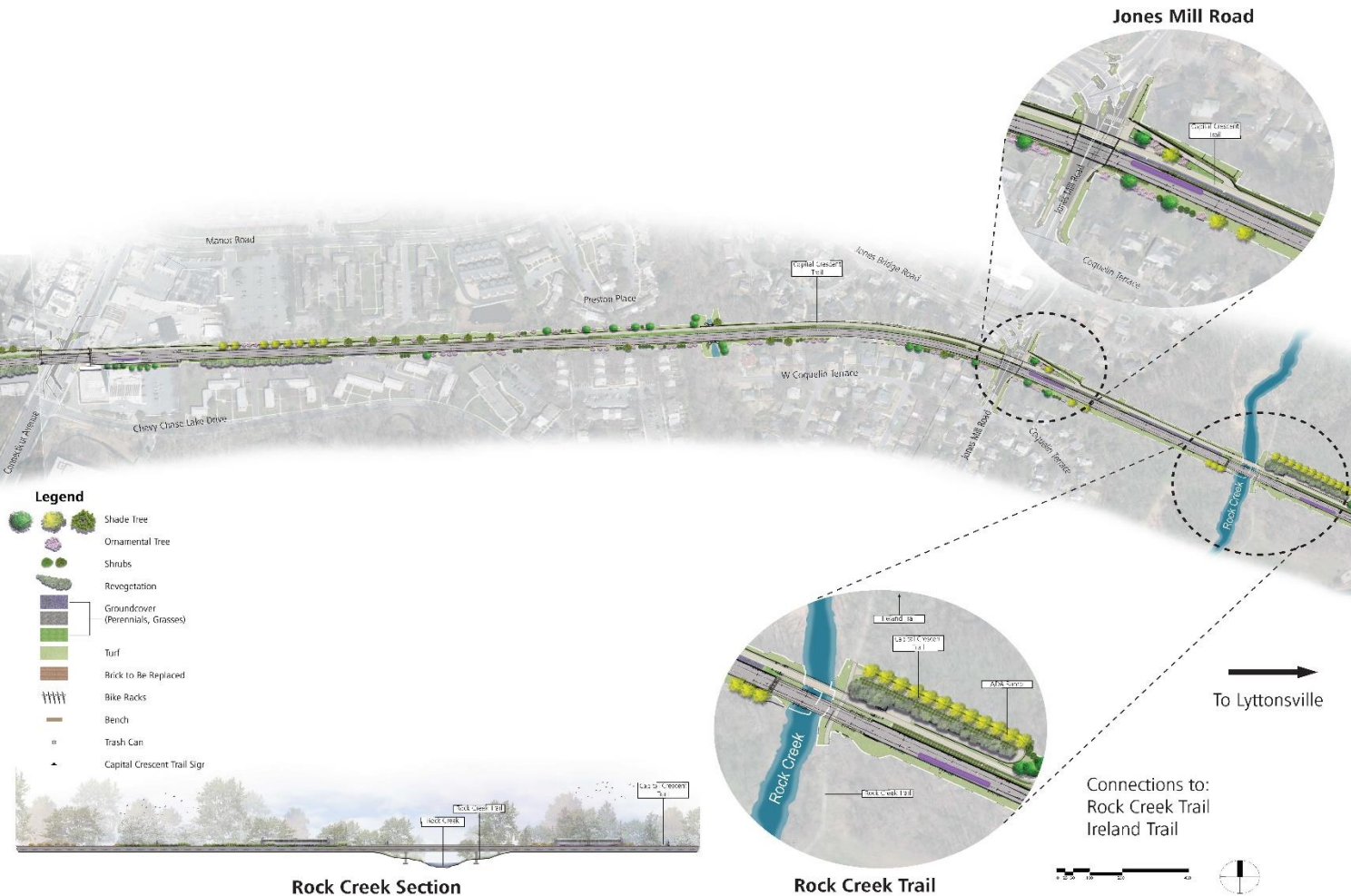
Proposed TPSS Fence Design



LANDSCAPING



LANDSCAPING



LANDSCAPING

SHADE TREES



Scientific Name - *Acer rubrum*
Common Name - Red Maple
HT: 40'-70'
SP: 30'-60'



Scientific Name - *Betula nigra*
Common Name - River Birch
HT: 40'-70'
SP: 40'-60'



Scientific Name - *Carpinus betulus 'Fastigiata'*
Common Name - Upright European Hornbeam
HT: 30'-40'
SP: 30'-30'



Scientific Name - *Cladrastis kentuckia*
Common Name - Kentucky Yellowwood
HT: 30'-50'
SP: 40'-55'



Scientific Name - *Fagus grandifolia*
Common Name - American Beech
HT: 50'-80'
SP: 40'-80'



Scientific Name - *Gleditsia triacanthos var. inermis 'Shadowmace'*
Common Name - Honeylocust
HT: 50'-70'
SP: 35'-50'



Scientific Name - *Liquidambar styraciflua 'Rotundiloba'*
Common Name - Roundlobed Sweetgum
HT: 40'-70'
SP: 20'-30'



Scientific Name - *Quercus alba*
Common Name - White Oak
HT: 50'-80'
SP: 50'-80'



Scientific Name - *Quercus phellos*
Common Name - Willow Oak
HT: 40'-75'
SP: 25'-50'



Scientific Name - *Ulmus americana 'Princeton'*
Common Name - Princeton American Elm
HT: 50'-70'
SP: 30'-50'

EVERGREEN TREES



Scientific Name - *Ilex opaca*
Common Name - American Holly
HT: 15'-30'
SP: 10'-20'



Scientific Name - *Ilex 'Nellie R. Stevens'*
Common Name - Nellie Stevens Holly
HT: 15'-25'
SP: 8'-12'



Scientific Name - *Juniperus virginiana*
Common Name - Eastern Red Cedar
HT: 30'-65'
SP: 8'-25'



Scientific Name - *Pinus virginiana*
Common Name - Virginia Pine
HT: 20'-40'
SP: 20'-35'

FLOWERING TREES



Scientific Name - *Amelanchier alabrica*
Common Name - Common Serviceberry
HT: 15'-25'
SP: 15'-25'



Scientific Name - *Cornus canadensis*
Common Name - Eastern Redbud
HT: 20'-30'
SP: 25'-35'



Scientific Name - *Cornus florida*
Common Name - Appalachian Spring
HT: 15'-20'
SP: 15'-20'



Scientific Name - *Magnolia virginiana*
Common Name - Sweetbay Magnolia
HT: 10'-35'
SP: 10'-35'



Scientific Name - *Magnolia virginiana 'Moonglow'*
Common Name - Sweetbay Magnolia
HT: 15'-35'
SP: 10'-20'

LANDSCAPING

SHRUBS



Scientific Name - *Aronia arbutifolia* 'Brilliantissima'
Common Name - Brilliance® Red Chokeberry
HT: 6'-8'
SP: 3'-4'



Scientific Name - *Cornus amomum*
Common Name - Silky Dogwood
HT: 6'-12'
SP: 6'-12'



Scientific Name - *Hamelis virginiana*
Common Name - American Witch Hazel
HT: 15'-20'
SP: 15'-20'



Scientific Name - *Hydrangea quercifolia*
Common Name - Oakleaf Hydrangea
HT: 6'-8'
SP: 6'-8'



Scientific Name - *Ilex glabra* 'Shamrock'
Common Name - Shamrock Inkberry
HT: 3'-4'
SP: 3'-4'



Scientific Name - *Ilex verticillata* 'Jim Dandy'
Common Name - Jim Dandy Winterberry
HT: 3'-6'
SP: 4'-8'



Scientific Name - *Itea virginica* 'Little Henry'
Common Name - Little Henry Sweetgum
HT: 1.5'-2'
SP: 1.5'-2.5'



Scientific Name - *Juniperus horizontalis* 'Wilton'
Common Name - Blue Rug Juniper
HT: 0.25'-0.5'
SP: 6'-8'



Scientific Name - *Kalmia latifolia* 'Sarah'
Common Name - Sarah Mountain Laurel
HT: 4'-5'
SP: 4'-5'



Scientific Name - *Lindera benzoin*
Common Name - Spicebush
HT: 6'-12'
SP: 6'-12'



Scientific Name - *Rhus aromatica* 'Gro-Low'
Common Name - Gro-Low Fragrant Sumac
HT: 1.5'-2'
SP: 6'-8'



Scientific Name - *Viburnum cuneatum*
Common Name - Arrowwood Viburnum
HT: 6'-10'
SP: 6'-10'

ORNAMENTAL GRASSES



Scientific Name - *Calamagrostis x acutiflora*
Common Name - Karl Foerster Feathery Reed Grass
HT: 3'-5'
SP: 1.5'-2.5'



Scientific Name - *Carex lurida*
Common Name - Shallow Sedge
HT: 1.5'-3'
SP: 1'-2'



Scientific Name - *Carex stricta*
Common Name - Tussock Sedge
HT: 1'-3'
SP: 1'-2'



Scientific Name - *Carex pennsylvanica*
Common Name - Pennsylvania Sedge
HT: 0.5'-1'
SP: 0.5'-1'



Scientific Name - *Muhlenbergia capillaris* 'Lanka'
Common Name - Pink Muhly Grass
HT: 3'-4'
SP: 1'-3'



Scientific Name - *Sporobolus heterolepis*
Common Name - Prairie Dropseed
HT: 2'-3'
SP: 1'-2'

HERBACEOUS PERENNIALS



Common Name - Anemone x 'Blue Ice'
Scientific Name - *Anemone*
HT: 1'-1.5'
SP: 1'-1.5'



Common Name - Asclepias incarnata
Scientific Name - Swamp Milkweed
HT: 4'-5'
SP: 2'-3'



Common Name - Echinacea purpurea 'Hagun'
Scientific Name - Eastern Purple Coneflower
HT: 2.5'-3'
SP: 1'-1.5'



Common Name - Hemerocallis 'Hyperion'
Scientific Name - Hyperion Daylily
HT: 2.5'-3'
SP: 2.5'-3'



Common Name - Hosta 'June'
Scientific Name - June Plantain Lily
HT: 1'-3'
SP: 1'-3'



Common Name - Linopse muscari 'Variegata'
Scientific Name - Variegated Lilyturf
HT: 1'-1.5'
SP: 1'-2'



Common Name - Rudbeckia hirta
Scientific Name - Black-eyed Susan
HT: 1'-1.5'
SP: 1'-2'

PUBLIC OUTREACH

- Sign up for construction notices @ Purplelinemd.com
- For construction-related questions and concerns, contact PLTP at outreach@pltcllc.com
- Or call the 24/7Hotline—240-424-5325
- For general project questions and comments, please contact MTA Public Outreach at outreach@purplelinemd.com
- Or call 443-451-3706 (Español) 443-451-3705

NOTIFICATIONS

- Notifications may include email, phone calls, personal visits, signage, door-to-door flyers, door hangers, etc.
- Notifications will be sent as required for lane closures, utility shut downs (if necessary) road and driveway closures, night work, weekend work, blasting or pile driving
- Construction updates are provided on the website and can be received via text or email when user subscribes



CAT Member Discussion



General Questions



Closing Remarks